

## Teacher Tool Kit

By Genia Connell

Create an all-in-one teacher storage hub by repurposing a tool kit that you can purchase at any hardware store. (I found mine at Walmart for \$12.97!)

Customize your box by printing my labels or create your own. After you download and print the labels, cut them apart and attach to the drawers using double-sided tape.

- Chevron Labels
- Rainbow Stripe Labels



**Stamps**

**Coffee**

**Stickers**

**Pens**

**Staple  
Removers**

**Other  
Stuff**

The image features a 3x2 grid of items. Each cell in the grid has a background with a repeating chevron pattern in shades of blue, purple, and white. The text in each cell is centered and written in a bold, black, serif font. The items are: Sticky Notes, Expos, Marking Pens, Note Pads, Glue Sticks, and Index Cards.

**Sticky  
Notes**


**Expos**

**Marking  
Pens**

**Note  
Pads**


**Glue  
Sticks**

**Index  
Cards**



Fasteners	Staple Remover	Binder Clips	Flags
White-out	Large Paperclips	Erasers	Stamps
Staples	Push Pins	Small Post-its	Stikki Clips
Rings	Sticky Tack	Hooks	Brads

	Large Paperclips	Small Paperclips	Cap Erasers
	Rubber Bands	Change	Sharpies
	Bandages	Push Pins	



**Sticky  
Notes**

**Expos**

**Marking  
Pens**

**Note  
Pads**

**Glue  
Sticks**

**Index  
Cards**





**Stamps**

**Coffee**

**Stickers**

**Pens**


**Staple  
Removers**

**Other  
Stuff**

The image consists of a 3x2 grid of rounded rectangular boxes. Each box is filled with a pattern of diagonal stripes in various colors: red, orange, yellow, green, light blue, purple, and pink. The stripes are oriented from the top-left to the bottom-right. The word "Tape" is written in a black, serif font in the top-left box. The other boxes are empty.

**Tape**

Small Paperclips	Large Paperclips	Binder Clips	Flags
White-out	Push Pins	Brads	Rubber Bands
Staples	Change	Erasers	Stamps
Rings	Sticky Tac	Clips	Hooks



Cap  
Erasers

Etc.

Band-  
Aids